
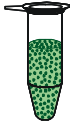
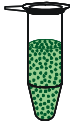





innuPREP Plant DNA Kit


Protocol 3: gDNA isolation from plant material using Lysis Solution CBV

- Recommended steps before starting
- Heat thermal mixer or water bath (65 °C)
 - Prepare Washing Solution MS and Proteinase K according to the instruction

-
1. Starting material
- Plant material
 - Wet plant material
 - 50–100 mg
 - 120–180 mg
-
2. Homogenization
- Homogenizer
 - Pestle
 - Grinding
 - SpeedMill (innuSPEED Plant DNA Kit)
 - Liquid N₂
 - Sand
- 
-
3. Lysis
- 
- Add 400 µl CBV and 20 µl PK
 - Vortex: 5 sec
 - Incubation: 65 °C, 30 min
-
4. Precipitation
- 
- 
- Add 100 µl Precipitation Buffer P
 - Vortex: 5 sec
 - Incubation: 5 min @ RT
 - Centrifuge: max speed, 5 min
-
5. Pre-filtration
- 
- 
- Add Prefilter to a Receiver Tube
 - Add supernatant to Prefilter
 - 11,000 x g (~11,000 rpm): 1 min
- NOTE**
Don't discard the Receiver Tube with the filtrate!
-
6. Optional: RNA removal
- 100 mg/ml RNase A; vortex
 - Incubation: 5 min @ RT
-

7. Binding of DNA

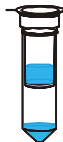
New Receiver Tube



- 200 µl SBS to the filtrate
- Mix: pipetting up and down
- Add Spin Filter to Receiver Tube
- Add sample to Spin Filter
- 11,000 x g (~11,000 rpm): 2 min

8. Washing

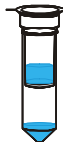
New Receiver Tube



- Add 650 µl MS
- 11,000 x g (~11,000 rpm): 1 min
- Add 650 µl MS
- 11,000 x g (~11,000 rpm): 1 min

9. Remove Ethanol

New Receiver Tube



- Discard filtrate
- Add Spin Filter to Receiver Tube
- Centrifuge: max speed, 2 min

10. Elution



- Add Spin Filter to an Elution Tube
- Add 100–200 µl Elution Buffer
- Incubation: 1 min @ RT
- 11,000 x g (~11,000 rpm): 1 min

Order No.:	845-KS-1060010	10 reactions
	845-KS-1060050	50 reactions
	845-KS-1060250	250 reactions

This documentation describes the state at the time of publishing. It needs not necessarily agree with future versions. Subject to change!

Expression and further use permitted with indication of source. © 2017 Analytik Jena AG, AJ Innuscreen GmbH

Analytik Jena AG
Konrad-Zuse-Straße 1
07745 Jena · Germany

Phone +49 3641 77 9400
Fax +49 3641 77 76 7776
info@analytik-jena.com
www.analytik-jena.com

Manufacturer:
AJ Innuscreen GmbH
Robert-Rössle-Straße 10
13125 Berlin